


# “REVOLUTION” HEADWALL SYSTEM

Easy to install  
Single point connections  
Soft feed gas distribution to outlets  
Double layers of “EVOLUTION” equipment rail




## CHALLENGE:

How to create a clean, modern, user friendly environment with a cost effective and simple to install headwall product?



## SOLUTION:

The Paladin “Revolution” headwall system is a state of the art integration of lighting, infection control, equipment management, and simple installation technology.



- ✓ **Flexibility to modify clinical needs while preserving the value of the wall system.**
- ✓ **Adaptability to cost effectively manage changing technology and user needs.**
- ✓ **Expandability to quickly add essential services during surge and other unforeseen events.**

Prefabricated headwall system and manifold to save an average of 25% on installation labor, materials, and testing time

Standard or custom configuration of gas and electrical outlets

Specify any manufacturer or type of outlet

White with embedded anti-microbial finish, or a wide variety of RAL paint or wood grain finishes

Supports hundreds of equipment management tools and accessories

Non-invasive gas expansion with no system certification required

Made to work with “Evolution” Fairfield-style equipment rail system

# “REVOLUTION” with “EVOLUTION” LIFECYCLE MANAGEMENT

## “REVOLUTION” WITH “EVOLUTION”

Promote lifecycle flexibility with the combined headwall and rail management systems.

Equipment, accessories, and materials will be changed, upgraded, and relocated at will and as required.

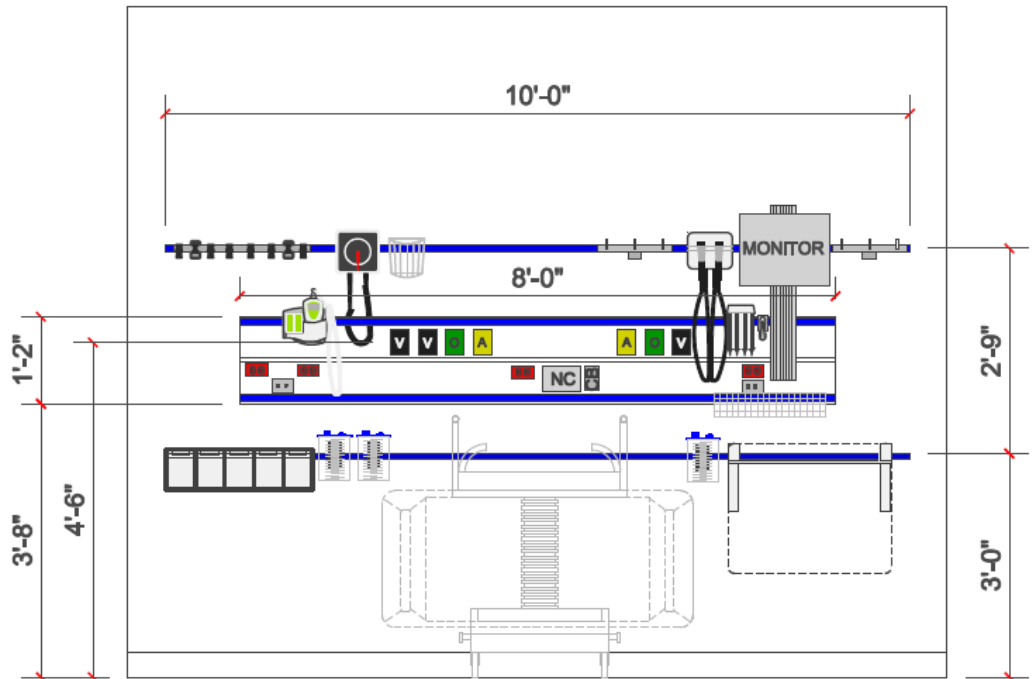
Gases and Electrical placement are standard or customized. Panels can be changed to meet future requirements.

Further promote clinical excellence and infection control with the use of “Evolution” on the side walls for maximized materials management. Place things:

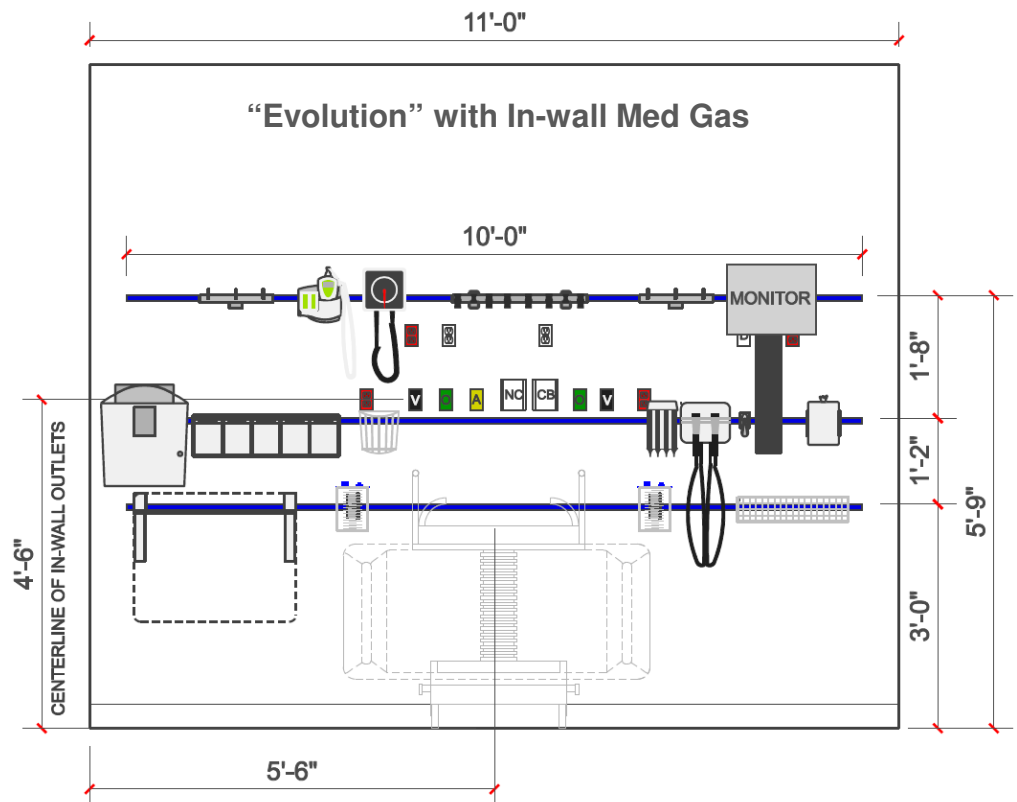
- Where They Need It
- When They Need It
- So They Can Easily Find It

Permanently end unnecessary wall damage due to changing infection control product contracts.

“Revolution” with “Evolution” Solution



“Evolution” with In-wall Med Gas



## COMPREHENSIVE SOLUTIONS FOR CLINICAL EXCELLENCE

### CHALLENGE + SOLUTION:

The design community has long extolled the virtues of vertical management in environments challenged for space. Given the current drive toward maximized use with reduced square footage, the “Evolution” rail system provides the ideal solution for clinical applications.

“Evolution” creates a component based system for items usually found wall mounted, in carts, or on rolling stands that take up valuable floor space.

Install a highly organized, flexible, adaptable, and expandable system that:

- Increases clinical efficiency when time is critical
- Reduces HAI's
- Creates par level inventory and controls unnecessary waste
- Manages Equipment
- Provides clear floor space, reduces trip hazards.

