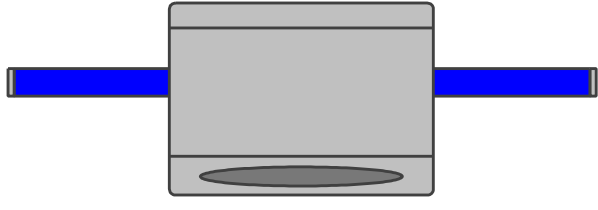
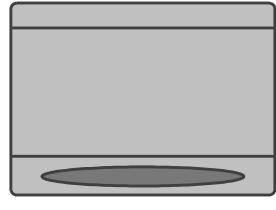
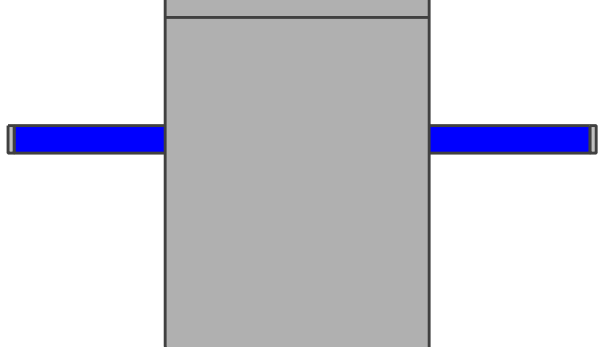





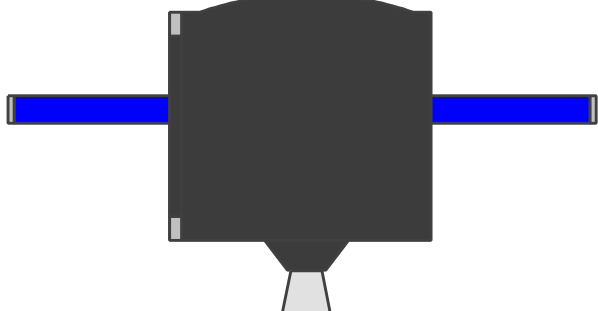
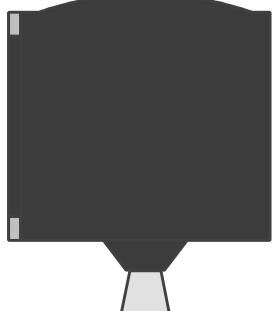




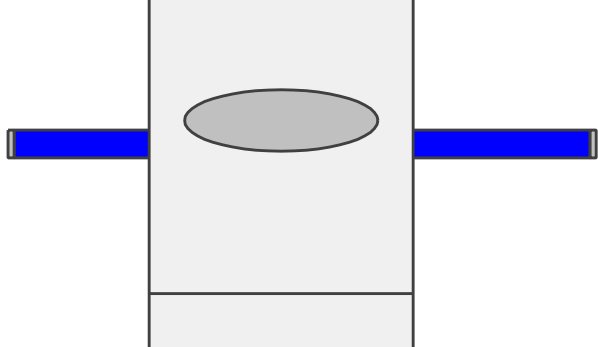
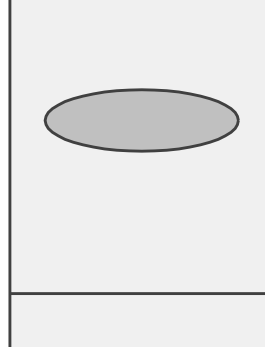
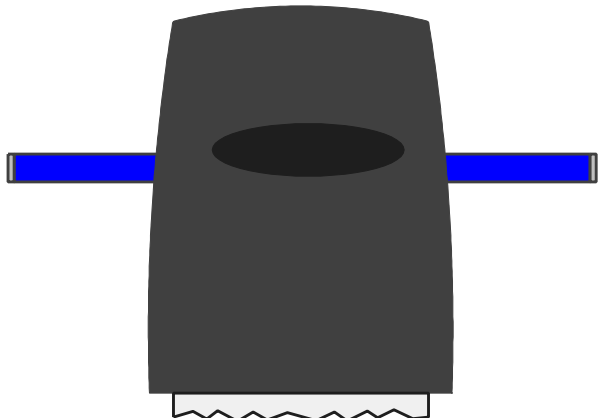



<p>SHOWN ON RAIL FOR APPROXIMATE PLACEMENT POINT ON RAIL.</p> <p>PLACEMENT IS VARIABLE AND HEIGHT MAY BE ADJUSTABLE DEPENDING ON EQUIPMENT</p>	<p>ITEM CELL</p>	<p>ITEM DESCRIPTION</p> <p>models are dependent upon exact specifications and are not listed below</p>
		<p>Paper Towel Dispenser Bradley 252 metal tri-fold</p>
		<p>Paper Towel Dispenser Typical metal tri-fold</p>
		<p>Paper Towel Dispenser GA Pacific Sofpull 58470</p>
		<p>Paper Towel Dispenser GA Pacific Sofpull 58487</p>
		<p>Paper Towel Dispenser GA Pacific Sofpull 58201</p>
		<p>Paper Towel Dispenser GA Pacific EnMotion 59000 series (WxDxH) 14.800" x 9.750" x 16.750"</p>
		<p>Paper Towel Dispenser GA Pacific EnMotion 59000 series (WxDxH) 14.800" x 9.750" x 13.300"</p>
		<p>Paper Towel Dispenser Kimberly Clark K-C PROFESSIONAL* Universal Folded CODE 09905 13.31" x 18.85" x 5.85"</p>
		<p>Paper Towel Dispenser Kimberly Clark SANITOUCH Hard Roll Towel Dispenser CODE 09995 12.63" x 16.13" x 10.2"</p>