

Applications:

- ICU
- NICU
- PACU
- Transitional
- Step-Down
- Patient Rooms
- LDR Post-Partum

Key Features

- Easily configurable, scalable and adaptable
- Ergonomic placement of services to minimize caregiver bending and reaching
- Integrated workflow components to facilitate charting, eliminates unnecessary steps and simplifies bedside patient care
- Flexible storage and equipment organization options; compartments that adapt to clinician needs
- Easy to clean, reveal-less and faceplate-plate design
- Streamlined installation; headwall is assembled at the factory and shipped pre-wired and pre-plumbed with integral leveling system



Construction Specification

The horizontal service chase shall be constructed of .094" thick 6063-t 5 alloy and extruded aluminum for the structural frame. All exposed aluminum surface are be clear anodized, and powder coated. Each unit will be equipped with Paladin Healthcare's Fairfield style equipment rails, designed to manage hospital equipment and accessories. A fascia strip shall house medical gas outlets and electrical devices. All gas and electrical terminations are located at the back of the unit. The decorative laminated panels shall be constructed of high-pressure laminate over 18-gauge sheet metal. These panels are easily removable for maintenance or addition of in-wall services. All mounting accessories can be provided as needed. The color finishes are at the customer's choice. This product is cULus listed

Fascia

Access panels are constructed of high-pressure laminate over 18-gauge sheet metal and used to house medical gas outlets and electrical devices.

Medical Gas

Console style medical gas outlets will be supplied, installed and manifolded by Paladin Healthcare. When connections comes from behind the unit, the medical gas will be manifolded with type L copper piping terminating at the center of the unit. Other options available. Installation and testing shall comply with National Fire Protection Association NFPA99 et CSA Z7396.1

Electrical Equipment

Electrical devices will be supplied and pre-wired by Paladin Healthcare. Wiring shall run through metal raceway and terminate at the back of the unit connected to the Hospital electrical system. Conductors shall be #12 AWG stranded copper wire for normal and emergency power circuits. All devices shall be grounded with #10 AWG green jacket stranded copper wire. All electrical receptacles are NEMA 5-15/20R, 125 volts AC, hospital grade and comply with CSA and are cULus listed. Receptacles shall be red for emergency and ivory for normal power.

Communication

Communication devices shall be supplied and installed by others. Provisions for devices shall be coordinated with Paladin Healthcare. Metal raceway with pull cord extending from service provision to junction box will be supplied.

Integrated rails

Horizontal rails are to be clear anodized. Two horizontal rails (one on the top and one on the bottom of the unit) are installed as part of the integral frame of the single tier chase.

Lighting (Optional)

Overbed lighting can be provided by Paladin Healthcare. Fixtures are available in 3' and 4' and can include direct, indirect, and night light.

Accessories (Optional)

Choose from hundreds of Paladin Healthcare accessories!

Drawings and submittals

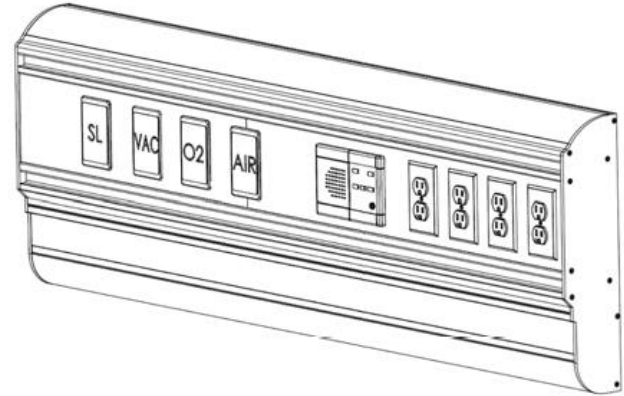
Project specific drawings will be produced for every order. Paladin Healthcare will manufacture equipment as per signed drawings.

Site Installation

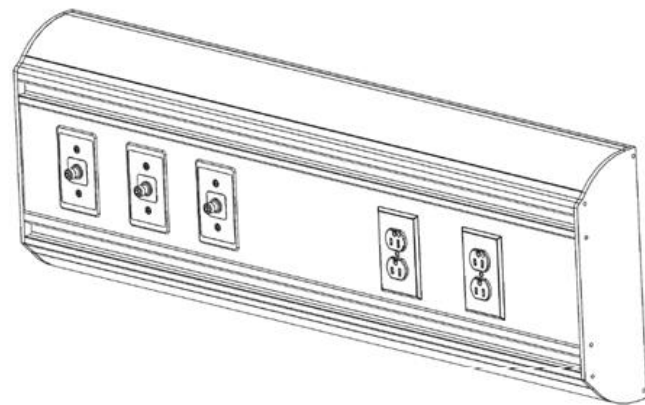
Installation of the product includes but is not limited to receiving, storage, erection, clean-up, and waste disposal. All units shall be installed in accordance with Paladin Healthcare's installation instructions. The mechanical and electrical contractor shall provide the final connection to the hospital system. The contractor has the responsibility to ensure that every unit complies with all National, State and Local Codes. The contractor shall supply all necessary installation material.

Warranty

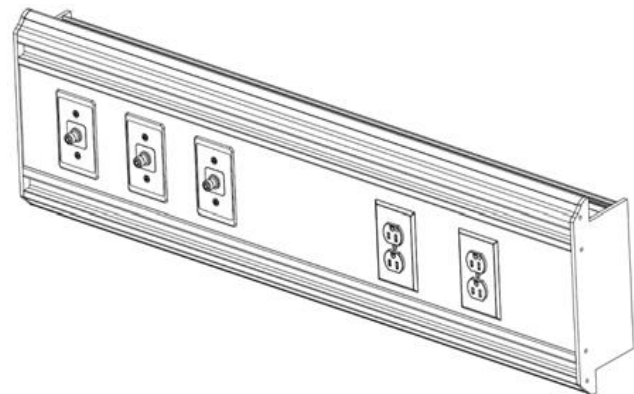
Paladin Healthcare warrants its architectural products to be free from defects in material and workmanship for a period of twelve (12) months from the date of install. Within this period, Paladin Healthcare will repair or replace any part on site, or at the factory, which is proven to be defective at Paladin Healthcare's cost. Furthermore, Paladin Healthcare will warrant its material to be free from defect for an additional period of four (4) years [five (5) years from date of install]. Within this period, Paladin Healthcare will replace any part, at no charge, which is proven to be defective. Shipping and Installation costs after the first twelve (12) months will be borne by the customer.



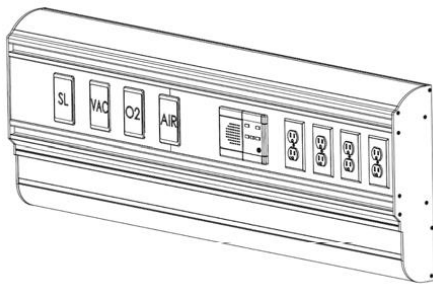
Single Tier (19" Ht.)



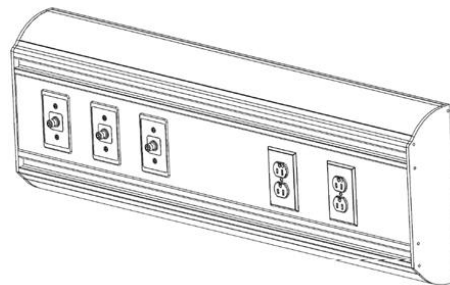
Slim (14" Ht.)



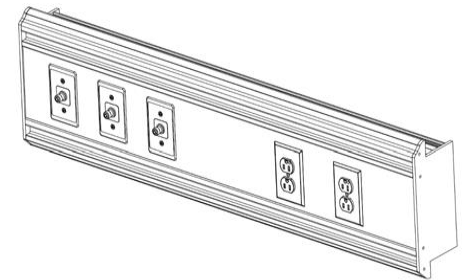
Recessed (11" Ht.)



Single Tier (19" Ht.)



Slim (14" Ht.)



Recessed (11" Ht.)

Ordering Information:

Item

Single Tier 19" height

Slim 14" height

Recessed 11" height